

Hermetic Infrared Diode

OP130 Series



Features:

- TO-46 hermetically sealed package
- Focused and non-focused optical light pattern
- Enhanced temperature range
- Mechanically and spectrally matched to other OPTEK devices
- Choice of power ranges
- Choice of narrow or wide irradiance pattern



Description:

Each **OP130** series device is a 935 nm gallium arsenide (GaAs) infrared LED mounted in a hermetically sealed TO-46 package that provides an enhanced temperature range with a variety of power ranges. The TO-46 housing also offers high power dissipation and superior protection for hostile environments.

Each **OP130** device has a narrow beam with an inclusive angle at half power points of 18°. Each **OP130W** series device has a broad irradiance pattern of 50° at half power points, providing relatively even illumination over a large area. *These devices are designed to efficiently operate with OP800, OP593, OP598 and OP599 phototransistors or the OP830 photodarlington.*

Please refer to Application Bulletins 208 and 210 for additional design information and reliability (degradation) data.

Custom electrical, wire and cabling and connectors are available. Contact your local representative or OPTEK for more information.

Applications:

- Non-contact reflective object sensor
- Assembly line automation
- Machine automation
- Machine safety
- End of travel sensor
- Door sensor

| Ordering Information | | | | | |
|----------------------|---------------------|--|-----------|------------------|-------------------|
| Part Number | LED Peak Wavelength | Output Power (mW/cm ²) Min / Max | Lens Type | Total Beam Angle | Lead Length (Min) |
| OP130 | 935 nm | 1.0 / NA | Dome | 18° | 0.50" |
| OP131 | | 3.0 / NA | | | |
| OP132 | | 4.0 / NA | | | |
| OP133 | | 5.0 / NA | | | |
| OP130W | | 1.0 / NA | Flat | 50° | |
| OP131W | | 3.0 / NA | | | |
| OP132W | | 4.0 / NA | | | |
| OP133W | | 5.0 / NA | | | |



RoHS

General Note
TT Electronics reserves the right to make changes in product specification without notice or liability. All information is subject to TT Electronics' own data and is considered accurate at time of going to print.

OPTEK Technology, Inc.
1645 Wallace Drive, Carrollton, TX 75006 | Ph: +1 972 323 2200
www.optekinc.com | www.ttelectronics.com

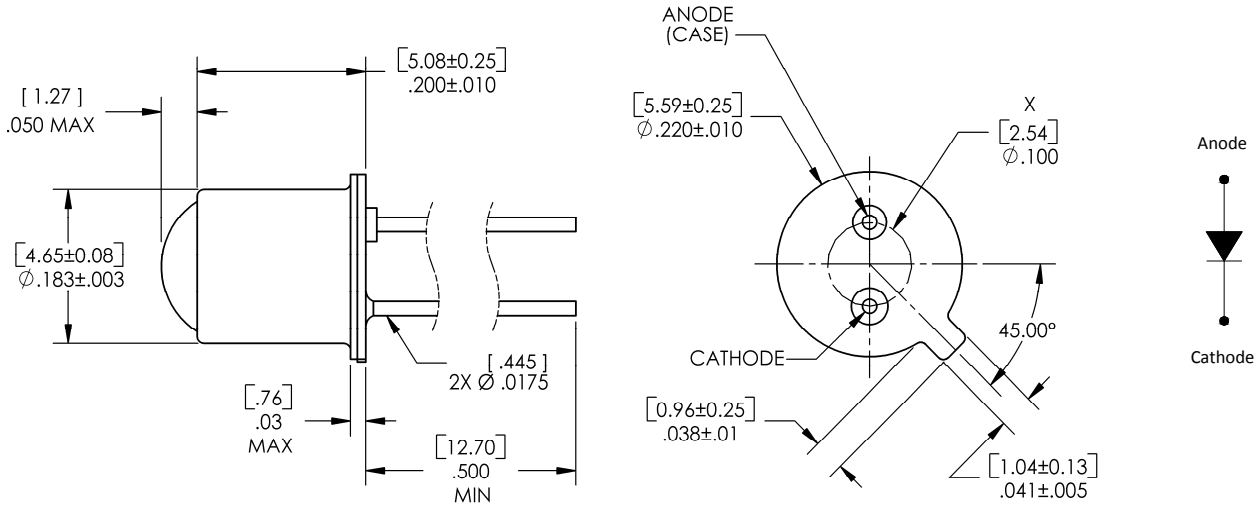
Hermetic Infrared Diode

OP130 Series



Electrical Specifications

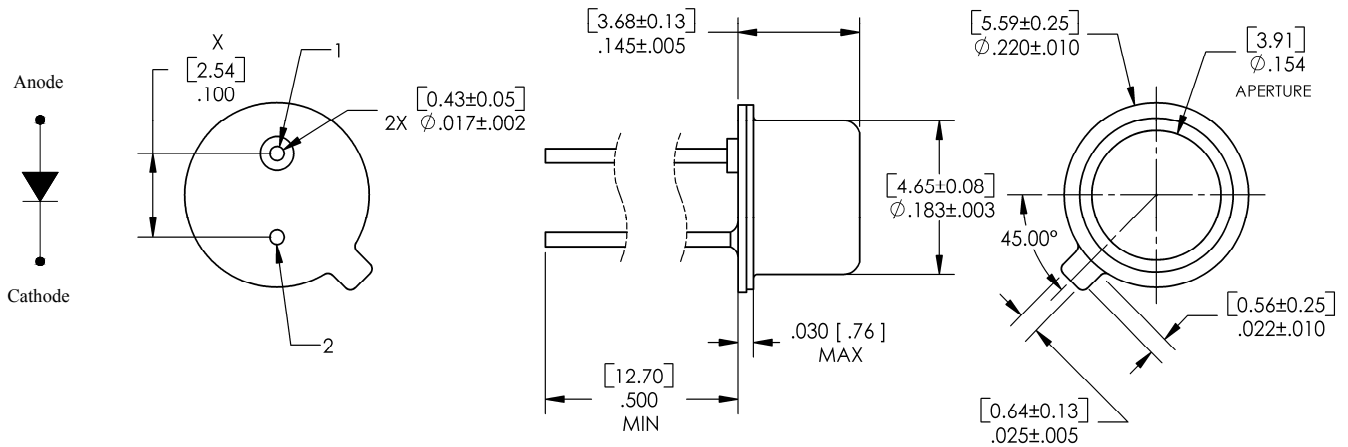
OP130, OP131, OP132, OP133



X THIS DIMENSION CONTROLLED AT HOUSING SURFACE.

DIMENSIONS ARE IN: [MILLIMETERS]
INCHES

OP130W, OP131W, OP132W, OP133W



X THIS DIMENSION CONTROLLED AT HOUSING SURFACE.

DIMENSIONS ARE IN: [MILLIMETERS]
INCHES

| Pin # | LED |
|-------|---------|
| 1 | Anode |
| 2 | Cathode |

General Note
TT Electronics reserves the right to make changes in product specification without notice or liability. All information is subject to TT Electronics' own data and is considered accurate at time of going to print.

OPTEK Technology, Inc.
1645 Wallace Drive, Carrollton, TX 75006 | Ph: +1 972 323 2200
www.optekinc.com | www.ttelectronics.com

Electrical Specifications

| Absolute Maximum Ratings ($T_A = 25^\circ\text{C}$ unless otherwise noted) | |
|---|--------------------------|
| Storage Temperature Range | -65° C to +150° C |
| Operating Temperature Range | -65° C to +125° C |
| Reverse Voltage | 2.0 V |
| Continuous Forward Current | 100 mA |
| Peak Forward Current (2 μs pulse width, 0.1% duty cycle) | 10.0 A |
| Lead Soldering Temperature [1/16 inch (1.6 mm) from case for 5 seconds with soldering iron] | 260° C ⁽¹⁾⁽²⁾ |
| Power Dissipation | 200 mW ⁽³⁾ |

| Electrical Characteristics ($T_A = 25^\circ\text{C}$ unless otherwise noted) | | | | | | |
|---|--|-----|-----|------|---------------|-----------------------------|
| SYMBOL | PARAMETER | MIN | TYP | MAX | UNITS | TEST CONDITIONS |
| P_O | Radiant Power Output | | | | | $I_F = 100\text{ mA}^{(3)}$ |
| | OP130, OP130W | 1.0 | - | - | mW | |
| | OP131, OP131W | 3.0 | - | - | | |
| | OP132, OP132W | 4.0 | - | - | | |
| | OP133, OP133W | 5.0 | - | - | | |
| V_F | Forward Voltage | - | - | 1.75 | V | $I_F = 100\text{ mA}^{(3)}$ |
| I_R | Reverse Current | - | - | 100 | μA | $V_R = 2.0\text{ V}$ |
| λ_P | Wavelength at Peak Emission | - | 935 | - | nm | $I_F = 10\text{ mA}$ |
| β | Spectral Bandwidth between Half Power Points | - | 50 | - | nm | $I_F = 10\text{ mA}$ |

Notes:

1. RMA flux is recommended. Duration can be extended to 10 seconds maximum when flow soldering.
2. Derate linearly 2.0 mW/° C above 25° C.
3. Measurement made with 100 μs pulse measured at the trailing edge of the pulse with a duty cycle of 0.1% and an $I_F = 100\text{ mA}$.

| Electrical Characteristics ($T_A = 25^\circ\text{C}$ unless otherwise noted—for reference only) | | | | | | |
|--|-------------------------------------|-----|-------|-----|--------|--|
| SYMBOL | PARAMETER | MIN | TYP | MAX | UNITS | TEST CONDITIONS |
| $\Delta\lambda_P/\Delta T$ | Spectral Shift with Temperature | - | +0.30 | - | nm/°C | $I_F = \text{Constant}$ |
| θ_{HP} | Emission Angle at Half Power Points | | | | | $I_F = 100\text{ mA}$ |
| | OP130 series | - | 18 | - | Degree | |
| | OP130W series | - | 50 | - | | |
| t_r | Output Rise Time | - | 1000 | - | ns | $I_{F(PK)}=100\text{ mA}$, $PW=10\ \mu\text{s}$, and $D.C.=10.0\%$ |
| t_f | Output Fall Time | - | 500 | - | ns | |

Hermetic Infrared Diode

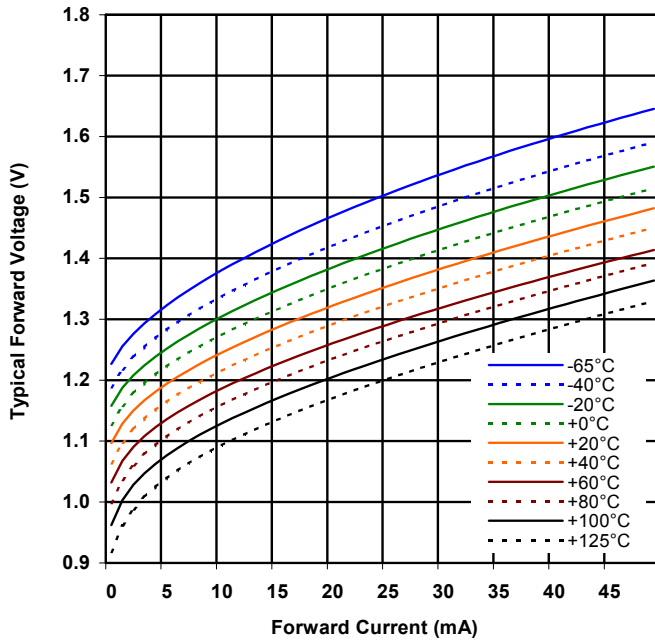
OP130 Series



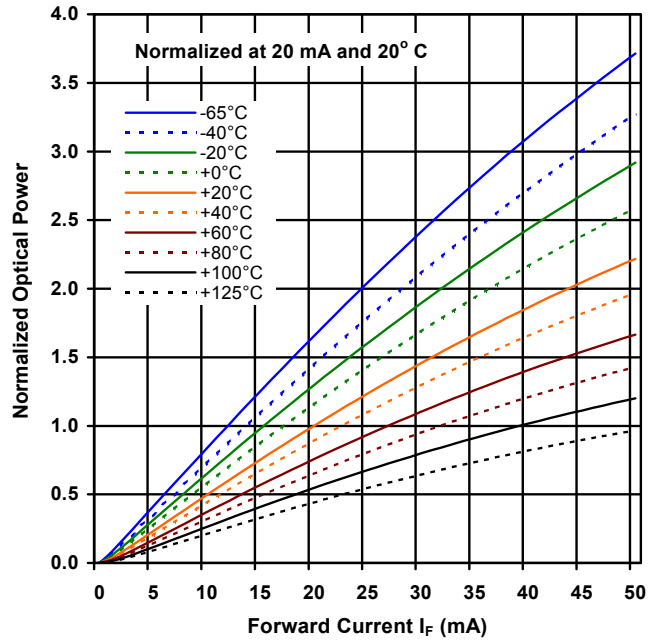
Performance

OP130 Series (including "W" devices)

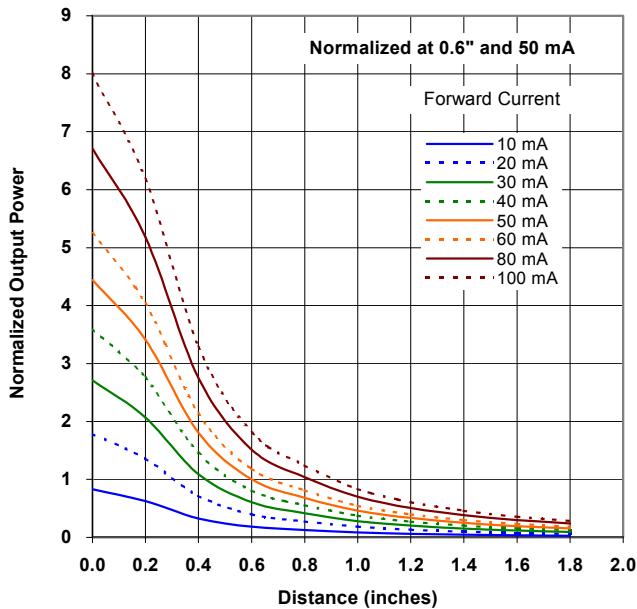
Forward Voltage vs Forward Current vs Temperature



Optical Power vs I_F vs Temp



Distance vs Output Power vs Forward Current



General Note
TT Electronics reserves the right to make changes in product specification without notice or liability. All information is subject to TT Electronics' own data and is considered accurate at time of going to print.

OPTEK Technology, Inc.
1645 Wallace Drive, Carrollton, TX 75006 | Ph: +1 972 323 2200
www.optekinc.com | www.ttelectronics.com

Mouser Electronics

Authorized Distributor

Click to View Pricing, Inventory, Delivery & Lifecycle Information:

[Optek:](#)

[OP130](#) [OP130W](#) [OP131W](#) [OP132W](#)

[TT Electronics:](#)

[OP133](#) [OP133W](#)